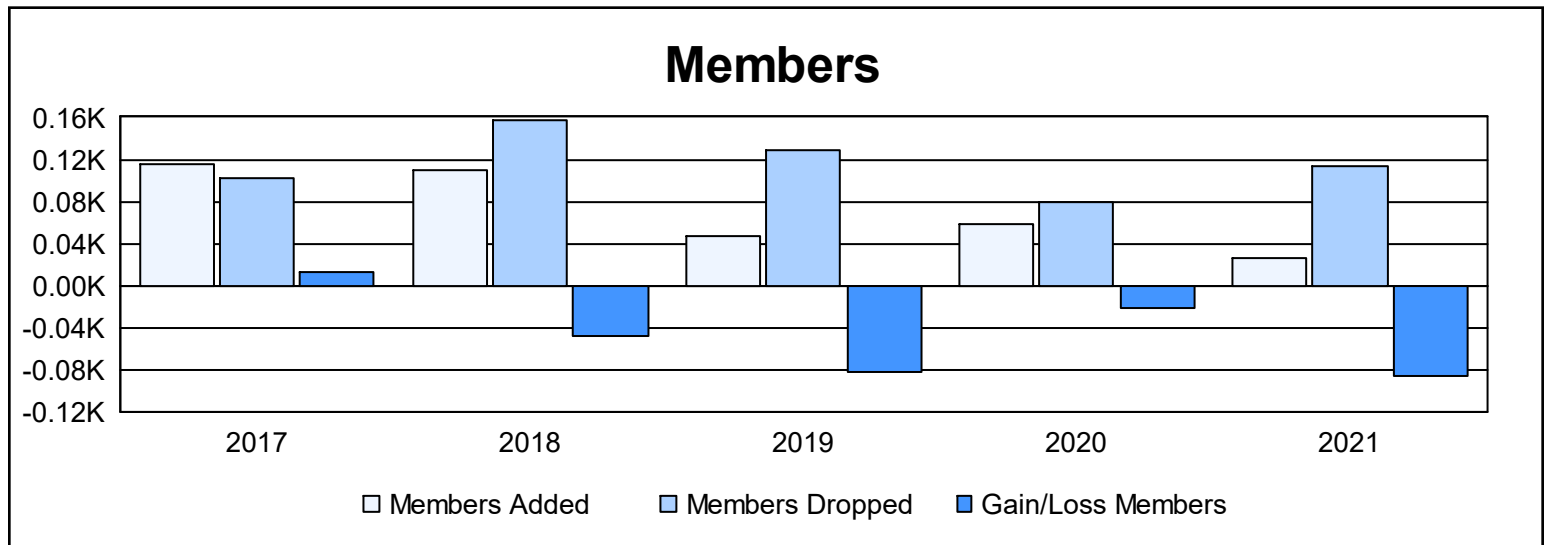
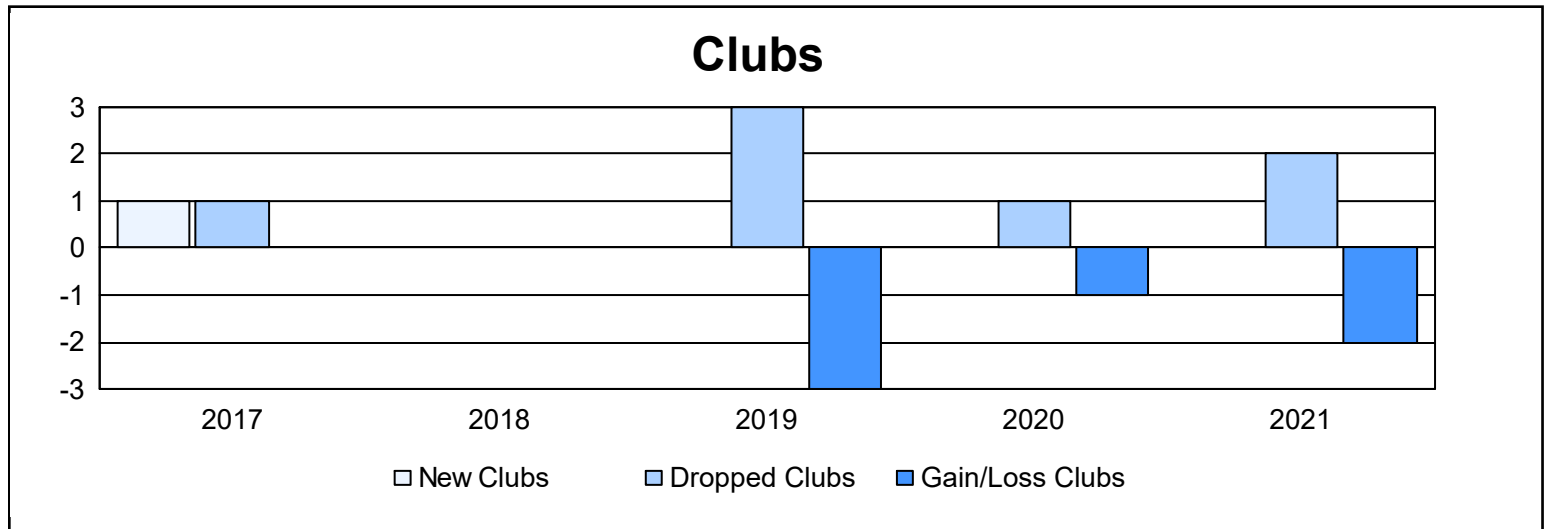
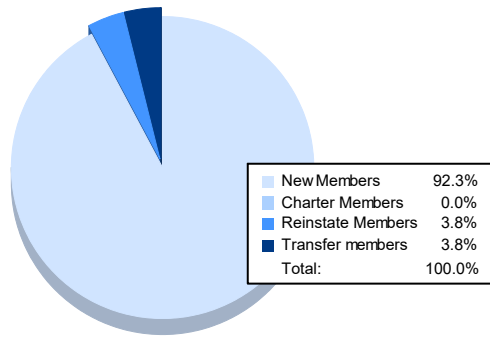


| Year | New Clubs | Dropped Clubs | Gain/ Loss Clubs | New Members | Charter Members | Reinstate Members | Transfer Members | Total Member Added | Total Members Dropped | Gain/ Loss Members |
|----------------|-----------|---------------|------------------|-------------|-----------------|-------------------|------------------|--------------------|-----------------------|--------------------|
| 2016-2017 | 1 | 1 | 0 | 86 | 26 | 0 | 3 | 115 | 102 | 13 |
| 2017-2018 | 0 | 0 | 0 | 94 | 6 | 2 | 7 | 109 | 157 | -48 |
| 2018-2019 | 0 | 3 | -3 | 41 | 1 | 2 | 2 | 46 | 129 | -83 |
| 2019-2020 | 0 | 1 | -1 | 52 | 0 | 3 | 3 | 58 | 79 | -21 |
| 2020-2021 | 0 | 2 | -2 | 24 | 0 | 1 | 1 | 26 | 113 | -87 |
| Average | 0 | 1 | -1 | 59 | 7 | 2 | 3 | 71 | 116 | -45 |



Membership Composition June 2021 Cumulative



Gender Composition June 2021 Cumulative

